

Bandsaw















Semi-automatic



The SN 300 SA Semi-automatic bandsaw has a base in cast iron with ample circular support plate which turns with the large bow. The turntable supporting bow rotates on a ball track guaranteeing easy adjustment to different cutting angles. The bow can be adjusted for 90° cuts or using the adjustable mechanic stops for 45° right or 60° left cuts.

- Rapid Clamping
- Bow hinged on conical bearings
- Hydraulic cylinder for bow movement with adjustment of descent speed
- Blade supported by two blade guides
- Adjustable roller bearings
- Adjustable machine parts
- Drive pedal for semi-automatic cycle
- Lubrication/refrigeration system for band with electric pump
- Protection guards
- Band rotation sensor
- Spring action band tension
- Bar stop with millimetric bar

SN 300 SA

CUTTING CAPACITY	   					TECHNICAL SPECIFICATIONS	
		mm	160	220	200		130
		mm	120	190	150		110
		mm	160 x 130	330 x 150	160 x 130		110 x 110
		kW	1.25 / 1.75				
		m/1'	35 / 70				
		mm	360				
		mm	2825 x 27.0 x 0.9				
		kg	430				
		mm	950				
		mm	1400 x 1500 x 1800				

